

HARDEE CLERK OF COURT  
JAN 12 2024 1:26

## ORDINANCE 2023-04

### AN ORDINANCE OF THE CITY OF BOWLING GREEN, FLORIDA PROVIDING FOR INCREASES IN WATER AND SEWER MONTHLY RATES AND PROVIDING FOR ADDITIONAL INCREASES FOR EACH YEAR UNTIL 2025; PROVIDING FOR SEVERABILITY AND CONFLICTS; PROVIDING FOR STATUTORY NOTICE AND AN EFFECTIVE DATE.

**WHEREAS**, the City has experienced significant losses in its water and sewer fund as a result of water and sewer monthly rates too low to reflect current costs of service incurred and those losses have caused the City to use its Utility Reserve Fund to make up the losses in the utility department; and,

**WHEREAS**, the City has retained utility rate experts at Florida Rural Water Association (“FRWA”) to evaluate the current condition of the City’s utility fund and determine what monthly water and sewer rates would be necessary to reflect the current, and future cost of service to the year 2031, and the FRWA has provided the City with its “S5 Bowling Green FY22 (Recom, New Structure if Implemented 5-23) Fiscal Year: 2022” (hereinafter “FRWA Study” and attached by reference as Exhibit “C”); and

**WHEREAS**, the City staff and commission have reviewed the FRWA Study and have concluded that the new rates provided in the Attachment “B” are fair, equitable, and reasonably reflect the cost of city water and sewer service through 2025; and

**WHEREAS**, unless this Ordinance is revoked or amended, new rates may be put in place in conformance to Exhibit “B” each specified year for a full month of service; and

**NOW, THEREFORE, BE IT ENACTED BY THE CITY COMMISSION OF BOWLING GREEN, FLORIDA:**

#### **Section 1. Water and Sewer Monthly Rates Increased.**

The existing water and sewer utility monthly charges shown in Exhibit “A” shall be increased starting in May, 2023, and shall be increased every April thereafter up to and including year five recommendations according to the schedule shown in as provided in Exhibit "B" attached hereto.

**Section 2. Severability.** It is the declared intent of the City Commission that, should any section or provision of this Ordinance or any portion thereof; the deletion of which would not adversely affect (in the general sense) the remainder, be declared by a court of competent jurisdiction to be invalid, such decision shall not affect the validity of the remainder, as a whole or any part thereof; other than the part declared to be invalid, and in doing so, the court shall attempt to adhere to the legislative intent.

**Section 3. Conflicts.** All ordinances or parts of ordinances in express conflict with any of the provisions of this Ordinance, which cannot be harmonized by interpretation considering the intent of this Ordinance are hereby repealed.

**Section 4. Notice.** The Clerk verifies that notice has been provided stating the date, time, and place of the meetings of the City at which such increase was considered, on the utility bills to the customers of the City utility as required in section 180.136 Florida Statutes, in addition to the regular notice required for passing an ordinance.

**Section 5. Effective Date.** This Ordinance shall take effect immediately upon passage.

This Ordinance was read for the first time at the Regular Meeting of the City Commission held on the 12<sup>th</sup> day of April, 2023. The vote was as follows:


	Yes	No	Abstain	Absent
1 <sup>st</sup> Commissioner/Mayor Jones	<input checked="" type="checkbox"/>	<input type="checkbox"/>	<input type="checkbox"/>	<input type="checkbox"/>
Commissioner Fite	<input checked="" type="checkbox"/>	<input type="checkbox"/>	<input type="checkbox"/>	<input type="checkbox"/>
Commissioner Lunn	<input checked="" type="checkbox"/>	<input type="checkbox"/>	<input type="checkbox"/>	<input type="checkbox"/>
Commissioner Durastanti	<input type="checkbox"/>	<input type="checkbox"/>	<input type="checkbox"/>	<input checked="" type="checkbox"/>
2 <sup>nd</sup> Commissioner Arreola	<input checked="" type="checkbox"/>	<input type="checkbox"/>	<input type="checkbox"/>	<input type="checkbox"/>


The final reading was held on 9 day of May, 2023, at a regular  special  session of the City Commission, and this Ordinance was adopted  rejected . The vote was as follows:

	Yes	No	Abstain	Absent
1 <sup>st</sup> Commissioner/Mayor Jones	<input checked="" type="checkbox"/>	<input type="checkbox"/>	<input type="checkbox"/>	<input type="checkbox"/>
Commissioner Fite	<input checked="" type="checkbox"/>	<input type="checkbox"/>	<input type="checkbox"/>	<input type="checkbox"/>
Commissioner Lunn	<input checked="" type="checkbox"/>	<input type="checkbox"/>	<input type="checkbox"/>	<input type="checkbox"/>
Commissioner Durastanti	<input checked="" type="checkbox"/>	<input type="checkbox"/>	<input type="checkbox"/>	<input type="checkbox"/>
2 <sup>nd</sup> Commissioner Arreola	<input checked="" type="checkbox"/>	<input type="checkbox"/>	<input type="checkbox"/>	<input type="checkbox"/>

**ATTEST:**


**CITY OF BOWLING GREEN, FLORIDA**

  
Katherin Kinzel, City Clerk

  
N'Kosi Jones, Mayor

**APPROVED AS TO FORM:**

  
Gerald T. Buhr, City Attorney



**ATTACHMENT A  
2023-2024 UTILITY RATES**

**RESIDENTIAL WATER CHARGE**

Category	Rates
Base Charge includes 1,000 gallons	\$23.97
1,001 - 4,000	\$4.35 per thousand
4,001 - 8,000	\$4.57 per thousand
8,001 - 12,000	\$4.99 per thousand
12,001 - and UP	\$5.68 per thousand

**COMMERCIAL WATER CHARGE**

Category	Rates
Base Charge includes 1,000 gallons	\$26.39
1,001 - 4,000	\$5.44 per thousand
4,001 - 8,000	\$5.71 per thousand
8,000 - UP	\$6.24 per thousand

**RESIDENTIAL WASTEWATER CHARGE**

Category	Rates
Base Charge includes 1,000 gallons	\$40.70
1,001 - 5,000	\$3.55 per thousand
5,001 - 8,000	\$3.95 per thousand
8,001 - 10,000	\$4.35 per thousand
10,000 - UP	\$4.78 per thousand

**COMMERCIAL WASTEWATER CHARGE**

Category	Rates
Base Charge includes 1,000 gallons	\$48.03
1,001 - 5,000	\$5.03 per thousand
5,001 - 8,000	\$5.59 per thousand
8,001 - 10,000	\$6.14 per thousand
10,000 - UP	\$6.76 per thousand

**OUT OF CITY RATES**

**RESIDENTIAL WATER CHARGE**

Category	Rates
Base Charge includes 1,000 gallons	\$29.97
1,001 - 4,000	\$5.44 per thousand
4,001 - 8,000	\$5.71 per thousand
8,001 - 12,000	\$6.24 per thousand
12,001 - and UP	\$7.10 per thousand

**COMMERCIAL WATER CHARGE**

Category	Rates
Base Charge includes 1,000 gallons	\$32.98
1,001 - 4,000	\$6.80 per thousand
4,001 - 8,000	\$7.14 per thousand
8,000 - UP	\$7.80 per thousand

**RESIDENTIAL WASTEWATER CHARGE**

Category	Rates
Base Charge includes 1,000 gallons	\$50.87
1,001 - 5,000	\$4.44 per thousand
5,001 - 8,000	\$4.94 per thousand
8,001 - 10,000	\$5.44 per thousand
10,000 - UP	\$5.58 per thousand

**COMMERCIAL WASTEWATER CHARGE**

Category	Rates
Base Charge includes 1,000 gallons	\$60.04
1,001 - 5,000	\$6.29 per thousand
5,001 - 8,000	\$6.98 per thousand
8,001 - 10,000	\$7.68 per thousand
10,000 - UP	\$8.45 per thousand

**TAP FEES**

**WATER**

3/4"	TBD
1"	TBD
1 1/2"	TBD
2"	TBD
3"	TBD

**SEWER**

4"	TBD
6"	TBD

Tap Fees will be based on a City-approved contractor.

**AVION PALMS RESIDENTIAL WATER CHARGE**

Category	Rates
Base Charge includes 1,000 gallons	\$23.97
1,001 - 4,000	\$4.35 per thousand
4,001 - 8,000	\$4.57 per thousand
8,001 - 12,000	\$4.99 per thousand
12,001 - and UP	\$5.68 per thousand

**PIONEER CREEK RESIDENTIAL WATER CHARGE**

Category	Rates
Base Charge includes 1,000 gallons	\$23.97
1,001 - 4,000	\$5.44 per thousand
4,001 - 8,000	\$5.71 per thousand
8,001 - 12,000	\$6.24 per thousand
12,001 - and UP	\$7.10 per thousand

**AVION PALMS RESIDENTIAL WASTEWATER CHARGE**

Category	Rates
Base Charge includes 1,000 gallons	\$40.70
1,001 - 5,000	\$3.55 per thousand
5,001 - 8,000	\$3.95 per thousand
8,001 - 10,000	\$4.35 per thousand
10,000 - UP	\$4.78 per thousand

**PIONEER CREEK RESIDENTIAL WASTEWATER CHARGE**

Category	Rates
Base Charge includes 1,000 gallons	\$40.70
1,001 - 5,000	\$4.44 per thousand
5,001 - 8,000	\$4.94 per thousand
8,001 - 10,000	\$5.44 per thousand
10,000 - UP	\$5.58 per thousand

This scenario establishes Avion Palms as a residential community & established residential base rate plus usage rate for each resident. Currently # of residents is 234. Should facility expand residential sites these numbers will be increased & monthly bills will reflect increases.

This scenario establishes Pioneer Creek as a residential community outside the city limits, however applies a discounted rate due to seasonal residents & because they are a park facility. They will now pay a base rate per lot & for usage used. Currently # of lots is 208 park & 169 residential (no reduction). Should facility expand lots or residential sites these numbers will be increased & monthly bills will reflect increases.

ATTACHMENT B

**MARCH, 2023-2025 NEW MONTHLY WATER RATES**

	2023	2024	2025	2026	2027	2028
<b>Drinking Water</b>						
<b>Residential Single Family</b>						
Base Charges Inside City						
5/8-inch	<u>\$22.83</u>	<u>\$23.97</u>	<u>\$25.17</u>	\$26.43	\$27.75	\$29.14
Base Charges Outside City						
5/8-inch	<u>\$28.54</u>	<u>\$29.97</u>	<u>\$31.47</u>	\$33.04	\$34.69	\$36.43
Usage Charges Inside City						
0 to 4,000 gallons	<u>\$4.14</u>	<u>\$4.35</u>	<u>\$4.56</u>	\$4.79	\$5.03	\$5.28
4,001 to 8,000 gallons	<u>\$4.35</u>	<u>\$4.57</u>	<u>\$4.80</u>	\$5.04	\$5.29	\$5.55
8,001 to 12,000 gallons	<u>\$4.75</u>	<u>\$4.99</u>	<u>\$5.24</u>	\$5.50	\$5.77	\$6.06
12,001 gallons or more	<u>\$5.41</u>	<u>\$5.68</u>	<u>\$5.96</u>	\$6.26	\$6.58	\$6.90
Usage Charges Outside City						
0 to 4,000 gallons	<u>\$5.18</u>	<u>\$5.44</u>	<u>\$5.71</u>	\$6.00	\$6.30	\$6.61
4,001 to 8,000 gallons	<u>\$5.44</u>	<u>\$5.71</u>	<u>\$6.00</u>	\$6.30	\$6.61	\$6.94
8,001 to 12,000 gallons	<u>\$5.94</u>	<u>\$6.24</u>	<u>\$6.55</u>	\$6.88	\$7.22	\$7.58
12,001 gallons or more	<u>\$6.76</u>	<u>\$7.10</u>	<u>\$7.45</u>	\$7.83	\$8.22	\$8.63
<b>Commercial</b>						
Base Charges Inside City						
5/8-inch	<u>\$25.13</u>	<u>\$26.39</u>	<u>\$27.71</u>	\$29.09	\$30.55	\$32.07
Base Charges Outside City						
5/8-inch	<u>\$31.41</u>	<u>\$32.98</u>	<u>\$34.63</u>	\$36.36	\$38.18	\$40.09
Usage Charges Inside City						
0 to 4,000 gallons	<u>\$5.18</u>	<u>\$5.44</u>	<u>\$5.71</u>	\$6.00	\$6.30	\$6.61
4,001 to 8,000 gallons	<u>\$5.44</u>	<u>\$5.71</u>	<u>\$6.00</u>	\$6.30	\$6.61	\$6.94
8,001 gallons or more	<u>\$5.94</u>	<u>\$6.24</u>	<u>\$6.55</u>	\$6.88	\$7.22	\$7.58
Usage Charges Outside City						
0 to 4,000 gallons	<u>\$6.48</u>	<u>\$6.80</u>	<u>\$7.14</u>	\$7.50	\$7.88	\$8.27
4,001 to 8,000 gallons	<u>\$6.80</u>	<u>\$7.14</u>	<u>\$7.50</u>	\$7.87	\$8.27	\$8.68
8,001 gallons or more	<u>\$7.43</u>	<u>\$7.80</u>	<u>\$8.19</u>	\$8.60	\$9.03	\$9.48

**MARCH, 2023-2025 NEW MONTHLY WATER RATES (Con't)**

Drinking Water Cont.	2023	2024	2025	2026	2027	2028
<b>Irrigation Customers</b>						
Base Charges Inside City						
5/8-inch	<u>\$22.83</u>	<u>\$23.97</u>	<u>\$25.17</u>	\$26.43	\$27.75	\$29.14
Base Charges Outside City						
5/8-inch	<u>\$28.54</u>	<u>\$29.97</u>	<u>\$31.47</u>	\$33.04	\$34.69	\$36.43
Usage Charges Inside City						
0 to 4,000 gallons	<u>\$4.14</u>	<u>\$4.35</u>	<u>\$4.56</u>	\$4.79	\$5.03	\$5.28
4,001 to 8,000 gallons	<u>\$4.35</u>	<u>\$4.57</u>	<u>\$4.80</u>	\$5.04	\$5.29	\$5.55
8,001 to 12,000 gallons	<u>\$4.75</u>	<u>\$4.99</u>	<u>\$5.24</u>	\$5.50	\$5.77	\$6.06
12,001 gallons or more	<u>\$5.41</u>	<u>\$5.68</u>	<u>\$5.96</u>	\$6.26	\$6.58	\$6.90
Usage Charges Outside City						
0 to 4,000 gallons	<u>\$5.18</u>	<u>\$5.44</u>	<u>\$5.71</u>	\$6.00	\$6.30	\$6.61
4,001 to 8,000 gallons	<u>\$5.44</u>	<u>\$5.71</u>	<u>\$6.00</u>	\$6.30	\$6.61	\$6.94
8,001 to 12,000 gallons	<u>\$5.94</u>	<u>\$6.24</u>	<u>\$6.55</u>	\$6.88	\$7.22	\$7.58
12,001 gallons or more	<u>\$6.76</u>	<u>\$7.10</u>	<u>\$7.45</u>	\$7.83	\$8.22	\$8.63
<b>*Pioneer Creek</b>						
Base Charges Inside City						
Park Sites 5/8-inch	<u>\$22.83</u>	<u>\$23.97</u>	<u>\$25.17</u>	\$26.43	\$27.75	\$29.14
5/8-inch	<u>\$28.54</u>	<u>\$29.97</u>	<u>\$31.47</u>	\$33.04	\$34.69	\$36.43
Usage Charges Inside City						
0 to 4,000 gallons	<u>\$5.18</u>	<u>\$5.44</u>	<u>\$5.71</u>	\$6.00	\$6.30	\$6.61
4,001 to 8,000 gallons	<u>\$5.44</u>	<u>\$5.71</u>	<u>\$6.00</u>	\$6.30	\$6.61	\$6.94
8,001 to 12,000 gallons	<u>\$5.94</u>	<u>\$6.24</u>	<u>\$6.55</u>	\$6.88	\$7.22	\$7.58
12,001 gallons or more	<u>\$6.76</u>	<u>\$7.10</u>	<u>\$7.45</u>	\$7.83	\$8.22	\$8.63
<b>**Avion Palm</b>						
Base Charges Inside City						
5/8-inch	<u>\$22.83</u>	<u>\$23.97</u>	<u>\$25.17</u>	\$26.43	\$27.75	\$29.14
Usage Charges Inside City						
0 to 4,000 gallons	<u>\$4.14</u>	<u>\$4.35</u>	<u>\$4.56</u>	\$4.79	\$5.03	\$5.28
4,001 to 8,000 gallons	<u>\$4.35</u>	<u>\$4.57</u>	<u>\$4.80</u>	\$5.04	\$5.29	\$5.55
8,001 to 12,000 gallons	<u>\$4.75</u>	<u>\$4.99</u>	<u>\$5.24</u>	\$5.50	\$5.77	\$6.06
12,001 gallons or more	<u>\$5.41</u>	<u>\$5.68</u>	<u>\$5.96</u>	\$6.26	\$6.58	\$6.90

\*This scenario establishes Pioneer Creek as a Residential community outside the city limits, however applies a discounted rate due to seasonal residents and because they are a Park facility. They will now pay a base per lot and for usage used. Currently, # of lots is 208 Park (reduced rate) and 169 residential (no reduction). Should facility expand lot or residential sites these numbers will be increased, and monthly bills will reflect increases.

\*\*This scenario established Avon Palms as residential community and established Residential Base Rate plus Usage rate for each resident. Currently # of residents is 234. Should facility expand residential sites these numbers will be increase and monthly bills will reflect increases.

**MARCH, 2023-2025 NEW MONTHLY SEWER RATES**

	2023	2024	2025	2026	2027	2028
<b>Wastewater</b>						
<b>Residential Single Family</b>						
Base Charges Inside City						
5/8-inch	<u>\$38.76</u>	<u>\$40.70</u>	<u>\$42.73</u>	\$44.87	\$47.11	\$49.47
Base Charges Outside City						
5/8-inch	<u>\$48.45</u>	<u>\$50.87</u>	<u>\$53.42</u>	\$56.09	\$58.89	\$61.84
Usage Charges Inside City						
0 to 5,000 gallons	<u>\$3.38</u>	<u>\$3.55</u>	<u>\$3.73</u>	\$3.91	\$4.11	\$4.31
5,001 to 8,000 gallons	<u>\$3.76</u>	<u>\$3.95</u>	<u>\$4.15</u>	\$4.35	\$4.57	\$4.80
8,001 to 10,000 gallons	<u>\$4.14</u>	<u>\$4.35</u>	<u>\$4.56</u>	\$4.79	\$5.03	\$5.28
10,001 gallons or more	<u>\$4.55</u>	<u>\$4.78</u>	<u>\$5.02</u>	\$5.27	\$5.53	\$5.81
Usage Charges Outside City						
0 to 5,000 gallons	<u>\$4.23</u>	<u>\$4.44</u>	<u>\$4.66</u>	\$4.90	\$5.14	\$5.40
5,001 to 8,000 gallons	<u>\$4.70</u>	<u>\$4.94</u>	<u>\$5.18</u>	\$5.44	\$5.71	\$6.00
8,001 to 10,000 gallons	<u>\$5.18</u>	<u>\$5.44</u>	<u>\$5.71</u>	\$6.00	\$6.30	\$6.61
10,001 gallons or more	<u>\$5.31</u>	<u>\$5.58</u>	<u>\$5.85</u>	\$6.15	\$6.45	\$6.78
<b>Commercial</b>						
Base Charges Inside City						
5/8-inch	<u>\$45.74</u>	<u>\$48.03</u>	<u>\$50.43</u>	\$52.95	\$55.60	\$58.38
Base Charges Outside City						
5/8-inch	<u>\$57.18</u>	<u>\$60.04</u>	<u>\$63.04</u>	\$66.19	\$69.50	\$72.98
Usage Charges Inside City						
0 to 5,000 gallons	<u>\$4.79</u>	<u>\$5.03</u>	<u>\$5.28</u>	\$5.55	\$5.82	\$6.11
5,001 to 8,000 gallons	<u>\$5.32</u>	<u>\$5.59</u>	<u>\$5.87</u>	\$6.16	\$6.47	\$6.79
8,001 to 10,000 gallons	<u>\$5.85</u>	<u>\$6.14</u>	<u>\$6.45</u>	\$6.77	\$7.11	\$7.47
10,001 gallons or more	<u>\$6.44</u>	<u>\$6.76</u>	<u>\$7.10</u>	\$7.46	\$7.83	\$8.22
Usage Charges Outside City						
0 to 5,000 gallons	<u>\$5.99</u>	<u>\$6.29</u>	<u>\$6.60</u>	\$6.93	\$7.28	\$7.64
5,001 to 8,000 gallons	<u>\$6.65</u>	<u>\$6.98</u>	<u>\$7.33</u>	\$7.70	\$8.08	\$8.49
8,001 to 10,000 gallons	<u>\$7.31</u>	<u>\$7.68</u>	<u>\$8.06</u>	\$8.46	\$8.89	\$9.33
10,001 gallons or more	<u>\$8.05</u>	<u>\$8.45</u>	<u>\$8.88</u>	\$9.32	\$9.78	\$10.27

**MARCH, 2023-2025 NEW MONTHLY SEWER RATES (Con't)**

<b>Wastewater Cont.</b>	<b>2023</b>	<b>2024</b>	<b>2025</b>	<b>2026</b>	<b>2027</b>	<b>2028</b>
<b>Sewer Only</b>						
Base Charges Inside City						
5/8-inch	<u>\$38.76</u>	<u>\$40.70</u>	<u>\$42.73</u>	\$44.87	\$47.11	\$49.47
Base Charges Outside City						
5/8-inch	<u>\$48.45</u>	<u>\$50.87</u>	<u>\$53.42</u>	\$56.09	\$58.89	\$61.84
<b>*Pioneer Creek</b>						
Base Charges Inside City						
Park Sites 5/8-inch	<u>\$38.76</u>	<u>\$40.70</u>	<u>\$42.73</u>	\$44.87	\$47.11	\$49.47
5/8-inch	<u>\$48.45</u>	<u>\$50.87</u>	<u>\$53.42</u>	\$56.09	\$58.89	\$61.84
Usage Charges Inside City						
0 to 5,000 gallons	<u>\$4.23</u>	<u>\$4.44</u>	<u>\$4.66</u>	\$4.90	\$5.14	\$5.40
5,001 to 8,000 gallons	<u>\$4.70</u>	<u>\$4.94</u>	<u>\$5.18</u>	\$5.44	\$5.71	\$6.00
8,001 to 10,000 gallons	<u>\$5.18</u>	<u>\$5.44</u>	<u>\$5.71</u>	\$6.00	\$6.30	\$6.61
10,001 gallons or more	<u>\$5.31</u>	<u>\$5.58</u>	<u>\$5.85</u>	\$6.15	\$6.45	\$6.78
<b>**Avion Palm</b>						
Base Charges Inside City						
5/8-inch	<u>\$38.76</u>	<u>\$40.70</u>	<u>\$42.73</u>	\$44.87	\$47.11	\$49.47
Usage Charges Inside City						
0 to 5,000 gallons	<u>\$3.38</u>	<u>\$3.55</u>	<u>\$3.73</u>	\$3.91	\$4.11	\$4.31
5,001 to 8,000 gallons	<u>\$3.76</u>	<u>\$3.95</u>	<u>\$4.15</u>	\$4.35	\$4.57	\$4.80
8,001 to 10,000 gallons	<u>\$4.14</u>	<u>\$4.35</u>	<u>\$4.56</u>	\$4.79	\$5.03	\$5.28
10,001 gallons or more	<u>\$4.55</u>	<u>\$4.78</u>	<u>\$5.02</u>	\$5.27	\$5.53	\$5.81

\*This scenario establishes Pioneer Creek as a Residential community outside the city limits, however applies a discounted rate due to seasonal residents and because they are a Park facility. They will now pay a base per lot and for usage used. Currently, # of lots is 208 Park (reduced rate) and 169 residential (no reduction). Should facility expand to residential sites these numbers will be increased, and monthly bills will reflect increases.

\*\*This scenario established Avon Palms as residential community and established Residential Base Rate plus Usage rate for each resident. Currently # of residents is 234. Should facility expand residential sites these numbers will be increased and monthly bills will reflect increases.